

WHAT YOU WANT

Music by EVANESCENCE
Lyrics by AMY LEE

*Gtr. in Drop D tuning:
⑥ = D

Moderate hard rock ♩ = 120
N.C.

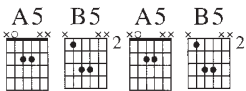
Verse 1:

1. Do what you, what you want, if you
 have a dream for better. Do
 what you, what you want 'til you don't want it any more. (Remember who you
 really are.)


B5

C5/B

*Original recording, Guitar tuned down 1 1/2 steps.



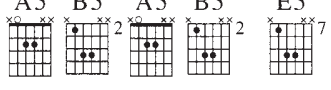
Do what you, what you want, your world's



closing in on you now. (It is - n't o - ver.)



Stand and face the un - known. (Got to re - mem - ber who you



real - ly are.) Ev - 'ry heart in my hands.

*Cue notes for Bass line only.

Chorus:

Guitar chords: G5, D5, E5, D5, E5, B

like a pale re - flec - tion. Hel - lo. hel - lo,

Guitar chords: D, A

re - mem - ber me? I'm ev - 'ry - thing you can't con - trol.

Guitar chords: B, D

Some - where be - yond the pain, there must be a way to be - lieve

Guitar chords: F#5, B5, C5/B

we can break through. 2. Do

Verse 2:



what you, what_ you want... You don't_ have to lay_ your life_ down. (It is - n't o -



ver._____) Do_ what you, what_ you want, _ 'til you find_ what your look - ing _



(Got to re-mem-ber who you real - ly_ are.____) But ev - 'ry_ hour_



slip - ping_ by_ screams_ that I_ have failed_ you_

Chorus:

B

D



Hel - lo, hel - lo, re - mem - ber me? I'm ev - 'ry - thing

A

B



you can't con - trol. Some - where be - yond the pain, there must

To Coda Φ 1.3. (3rd time D.S. Φ al Coda) | 2.

D

F#5

F#5



be a way { (1.2.4.) to be - lieve (3.) to learn for - give - ness.

Bridge:

B5

D

Em



There's still time. Close your eyes, on - ly love.



will guide you home. Tear



down the walls and free your soul



'til we crash. We're for - ev - er spi - ral - ing



down, down, down, down.

Chorus:
N.C.

Hel-lo, hel-lo, it's on - ly me in - fect-ing ev - 'ry-thing you love...

mf

B D5 F#5 D.S.

Some-where be - yond the pain, there must be a way to be - lieve...

f

⊖ Coda

F#5 B5 C5/B

we can break through...

B5 A5 B5 N.C.

Re-mem-ber who you real - ly are. Do what you, what you want...

MADE OF STONE

Music by Evanescence and WILLIAM B. HUNT
Lyrics by AMY LEE

* Gtr. tuned "Drop D":
⑥ = D

Moderately slow ♩ = 84

The musical score is presented in three systems, each with a guitar staff (top) and a piano staff (bottom). The guitar part is in 4/4 time and features a melodic line in the treble clef. The piano part is in 4/4 time and features a bass line in the bass clef and a right-hand accompaniment. The score includes several guitar chord diagrams: Bb5, Eb, Gb, and Ab. The piano part begins with a forte (f) dynamic and later transitions to piano (piano) dynamics. The key signature is three flats (Bb, Eb, Ab) and the tempo is moderately slow at 84 beats per minute.

*Original recording, Guitar tuned "Drop D" and down 2 whole steps.



(8va)

Verse:



1. Speak your mind,
2. Take your time.



like I care.
I'm not scared.



Make me ev - 'ry - thing you can see your lips mov - ing.
I need me to be

C#5 D#5

I've just learned not to hear.
so the judgment seems fair.

Eb5

Don't waste your time.
Don't waste your time.

Chorus:

Bb5 Ab

It's nev-er e-nough for you, ba-by. Don't want to play your game.

Eb6 Gb Ab

an-y-more... no mat-ter what you say.
(Ooh, nev-er e-nough... Ooh, no mat-ter what you say.)

Bb5

A²₅

To Coda ⊕

I'm all out of love for you, ba - by, and now that I've tried ev -

Eb 6

1. Db 4

Ab/C

ry - thing, I'll numb the pain 'til I am made of stone.

2.

Bridge:

Db 4

Ab/C

Gb

Bbm

'til I am made to tear up my heart for the way.

Ab 5

Gb(9)

Bbm

that it feels. I will still

G \flat B \flat m A \flat

re - mem - ber when you've long

G \flat A \flat

for - got - ten me.

B \flat 5 A \flat

(Inst. solo ad lib...)

f

E \flat m D \flat A \flat /C

D.S. $\%$ al Coda

...end solo)

⊕ Coda





'ry - thing, _____ I'll numb the pain _____ 'til I _____ am made _____ of _____ stone.



_____ It's nev-er e - nough. _____ It's nev-er e - nough.




_____ It's nev-er e - nough. _____ I'll numb the pain _____ 'til I _____ am made _____ of _____ stone.






_____ I'll numb the pain _____ 'til I _____ am made _____ of _____ stone.

Musical score for piano accompaniment, including bass and right hand parts, with triplets and accents in the final section.

THE CHANGE

Gtr. tuned "Drop D" tuning, down 1/2 step:

- ⑥ = D \flat ③ = G \flat
- ⑤ = A \flat ② = B \flat
- ④ = D \flat ① = E \flat

Moderately slow ♩ = 84

Music by EVANESCENCE
Lyrics by AMY LEE

Guitar → A5 Am7
Piano → G#5 G#m7

mp mf

Verse:

Am7

G#m7

1. Thought that I _____ was strong. _____ I know the words I need _____
2. Nev - er meant to lie, _____ but I'm not the girl you think _____

F

E

_____ to _____ say. _____ The
_____ you _____ know. _____

Am7

G#m7



Fro - zen in _____ my place. _____ I let the mo - ment slip _____
more that I _____ am with _____ you, _____ the more that I _____ am all _____



F



E




a - lone. a way. I've been scream -




Dm

C#m




G

F#




Am

G#m




F

E




ing on the in - side and I know you feel the pain. Can you hear



Dm

C#m



G

F#




F

E




D

C#




me? Can you hear me? Ah.



f







A5

G#5


F

E



D

C#


A5

G#5


G/B

F#/A#


C

B


Ah. Say it's o -



Chorus:

F



E

D2



C#2

A5



G#5

ver, yes, it's o - ver, but I need you an - y - way. Say you love

1. F



E

D2



C#2

me, but it's not e - nough.

Am7



G#m7

mf

2. F



E

D2



C#2

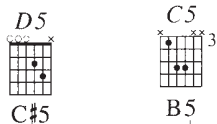
Bridge:

E5

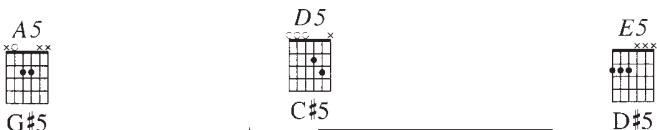


D#5

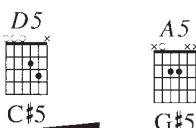
me, but it's not e - nough. Not that I'm so dif - f'rent.



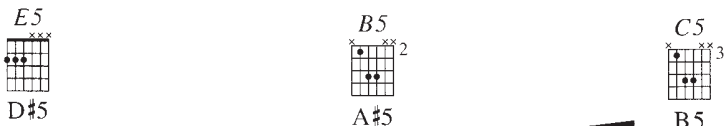
Not that I don't see the dy - ing light of what



we used to be. But how can I for - give you?




You changed, and I'm a li - ar by your side.



I'm a - bout to lose my mind.

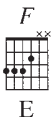
Chorus:



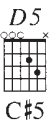
'Cause I've been scream - ing on the in - side and I know_



— you feel_ the pain... Can you hear_ me? Can_ you hear_ me? An_



— You've been dream - ing if you're think - ing that I still_



— be - long_ to you... I've been dy - ing, 'cause_ I'm ly - ing to_ my -

A5



G#5

G/B



F#/A#

C



B

F



E

D



C#

self.

Ah...

A5



G#5

G/B



F#/A#

C



B

F



E

D



C#

Ah...

A5



G#5

G/B



F#/A#

C



B

F



E

D2



C#2

Say it's o - ver, yes, it's o - ver, but I need_

A5



G#5

G/B



F#/A#

C



B

F



E

D2



C#2

_ you an - y - way... Say you love me, but it's not e - nough.

MY HEART IS BROKEN

Music by EVANESCENCE
Lyrics by AMY LEE and ZACH WILLIAMS

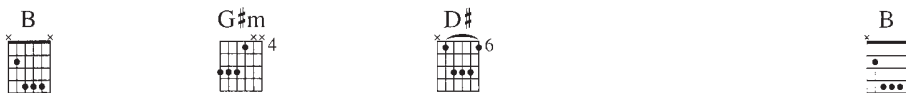
* Gtr. tuned "Drop D":

⑥ = D

Moderately slow ♩ = 84



mp
(with pedal)



I will wan - der 'til the end of time, torn a - way -



Moderately slow rock ♩ = 96

from you. (Drums)

*Original recording, Guitar tuned "Drop D" and down 1 1/2 steps.



Musical notation for the first system, including vocal line and piano accompaniment.



Musical notation for the second system, including vocal line and piano accompaniment.



Verse:




Musical notation for the third system, including vocal line with lyrics and piano accompaniment. Lyrics: 1. I pulled a - way, 2. I can't go on.



Musical notation for the fourth system, including vocal line with lyrics and piano accompaniment. Lyrics: to face the pain, liv - ing this way. But

D#m  6  B

I I close my eyes
I I can't go back



D#m  6  G#/B#





and drift a way
the way I came, o - ver the fear
chained to this




B   G#m 4  D# 6  B  C# 4

fear } that I will nev - er find a way to heal my soul



D#  6  B  G#m 4  D# 6

And I will wan - der 'til the end of time,



B C:

torn a-way from you.
half a-live with-out you.

Chorus:

D⁴m B

My heart is bro -

F# C#/E#

ken.

D⁴m B F# To Coda ⊕

Sweet sleep, my dark an - gel,

I. **C#/E#** **D#m**

de - liv - er us from sor - row's hold

B

o - ver my heart

D#m **G#/B#** | 2. **C#/E#**

heart. de - liv - er us

Bridge: **D#m** **B/D#**

Change, o - pen your eyes

D#m **A#5** **B5**

to the light. I de - nied it all so long.

mf

D#m **B** **D#m**

oh, so long. Say good - bye,

B/D# **B** **C#**



good - bye.


Chorus:
D#m **B**

My heart is bro -



l.h. mp


(Bass in cue notes)

F#  C#/E# 



ken.

D#m  B 





Re - lease me, I can't hold


F#  C#/E#  *D.S. al Coda*



De - liv - er us.

mf



Coda C#/E#  D#m 




de - liv - er us. My heart



l.h.


(Bass in cue notes)

B  F# 






is bro

C# / E#  D#m 






ken. Sweet sleep,

B  F# 



my dark an - gel,

C# / E#  D#m 



de - liv - er us from sor - row's hold.


>>


THE OTHER SIDE

Music by EVANESCENCE
Lyrics by AMY LEE

* Gtr. tuned "Drop D":
⑥ = D

Moderately slow ♩ = 84

C5  Bb  C5 



mf



Bb5  C5 


Verse:

Bb  C5 



1. Make me whole a - gain. O - pen your eyes.
2. I'm not giv - ing in. I want you back.



Bb5  Eb5  Bb5  C5  Bb5 



Taunt - ed by the shad - ows of your light.
Hold - ing to - geth - er by the shards of our past.



*Original recording, Guitar tuned "Drop D" and down 2 whole steps.

C5 B7 C5

Cold and far a - way, like you're not e - ven mine.
Stole my heart a - way, I can't let you go.

Bb5 Eb5 Bb5

Un - do ev - ry - thing and take me
Break these chains and let me fly to you

Ab5 Eb5 C5 Bb5 C5 Ab5 Eb5 C5 Bb5 C5

high er.
high a - bove the world be - low.

A7 Eb5 C5 Bb5 C5 Ab5 Bb5

Nev - er be - liev - ing what they say 'cause I'm...
O - ver and o - ver in my mind.

Chorus:



Count-ing the days... to meet_ you on_____ the oth - er side...

f



I will al - ways_____ be_____ wait - ing_____



To Coda Θ

un - til the day_ that I_ see you_ on the oth - er side...



Come and_ take me home...

Bb5 C5 2. Ab Eb5 Bb/D

Come and take me

Eb5 C5 Bb5 C5 N.C.

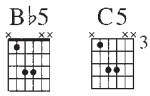

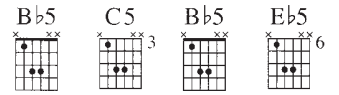
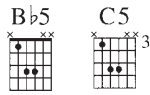

home.

mp

Eb5 C5 Bb5 C5 Bb5 C5 Bb5 Eb5

mf

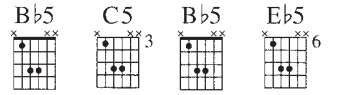
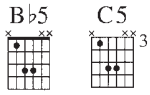
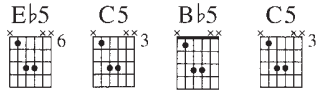
C5 Bb5 C5 Bb5 C5 Bb5 Eb5

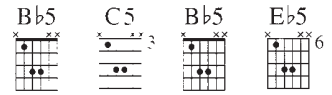
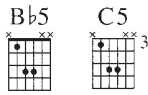



Bridge:



I am so lost with-out my place in - side your heart.

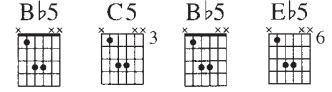
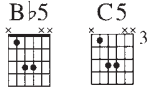
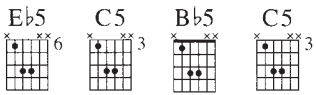




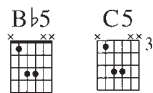
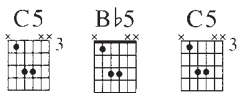
Musical notation for the first system, including a treble clef staff with a whole note chord and a grand staff with piano accompaniment.



Vocal line with lyrics: "I won't sur-vive. I need to know you hear_". Includes piano accompaniment.



Musical notation for the second system, including a treble clef staff with a whole note chord and a grand staff with piano accompaniment.



N.C.

Musical notation for the third system, including a treble clef staff with a whole note chord and a grand staff with piano accompaniment.

E \flat 5 C5 B \flat 5 C5 B \flat 5 C5 B \flat 5 C5 B \flat 5 E \flat 5

A - wak - en and_____

C5 B \flat 5 C5 B \flat 5 C5 E \flat 5 B \flat /D

re - lease _____ my _____

C5 A \flat /C F/C C5 A \flat /C F5

dim.

(Bass in cue notes)

Chorus:

C5 A \flat /C F/C

Count-ing the days... to meet_ you on_____ the oth - er side..._

mp

(Cello in cue notes)

C5 Ab5 F5 Eb5 Bb/D

I will al - ways be wait - ing

C5 Ab F

un - til the day that I see you on the oth - er side.

D.S. al Coda \oplus *Coda*

Ab Eb5 Bb/D Ab Eb5 Bb/D

Come and take me.

Come and take me home.

C5 Bb C5

ERASE THIS

Gtr. tuned "Drop D":

⑥ = D

Music by EVANESCENCE

Lyrics by AMY LEE

Moderately fast ♩ = 130

Em



mf

l.h.

opt. l.h.

Verse:

1. It's too late to change day
2. Not gon-na let this day

— your mind, e - ven though this frag - ile world is tear -
— go by. I'm gon-na save this wast - ed life and noth -



ing a part at the seams.
 ing can stand in my way.

I can't wash these sins a-way, this
 Not e-nough to say good-bye,



sink-ing feel - ing ev - 'ry day I'm wak - ing up in some-
 burn it 'til there's noth - ing left. I'm drown - ing in the mess -



one els - e's life. } Is it so
 that I have made. }

Chorus:





hard for you?

'Cause it's so hard

me to believe that what we dreamed

could ever come to life again. 'Cause I





















G  4

1. F 


Em 


can - not e - rase this lie.




2. F  4


Bridge:


Em 


C/E 


e - rase this. This dark ness

mf




Em 

C/E 

E5 

in me. The wa - ter's ris -



ing a - round_ us. There is no oth - er way_ down_

Em C/E Em
I on - ly have_ my - self_ to blame_

C/E C(9) C
for it all,

Em D6 C(9)
all.

C Em D6

This system contains three measures of music. Above the first measure is a guitar chord diagram for C major (x32010). Above the second measure is a guitar chord diagram for E minor (022100). Above the third measure is a guitar chord diagram for D6 (023200). The piano accompaniment consists of a treble clef staff with a melody of eighth notes and a bass clef staff with a steady eighth-note bass line.

F Am

This system contains three measures of music. Above the first measure is a guitar chord diagram for F major (xx0233). Above the second measure is a guitar chord diagram for A minor (xx0201). The piano accompaniment features a treble clef staff with a melody of dotted half notes and a bass clef staff with a steady eighth-note bass line.

F

This system contains three measures of music. Above the first measure is a guitar chord diagram for F major (xx0233). The piano accompaniment continues with a treble clef staff showing a melody of dotted half notes and a bass clef staff with a steady eighth-note bass line.

Chorus:
Am F

Is it so

f

This system contains three measures of music. Above the first measure is a guitar chord diagram for A minor (xx0201). Above the second measure is a guitar chord diagram for F major (xx0233). The lyrics "Is it so" are written below the treble clef staff. The piano accompaniment features a treble clef staff with a melody of dotted half notes and a bass clef staff with a steady eighth-note bass line. A dynamic marking of *f* (forte) is placed above the piano part in the third measure.







hard for you? 'Cause it's so





hard for me









to be - lieve that what we dreamed could ev - er come








to life a - gain. If I could just





F  Am 

e - rase my mind. But I



G  F  Am 

can - not e - rase this lie.



LOST IN PARADISE

* Gtr. tuned "Drop D":

⑥ = D

Music and Lyrics by
AMY LEE

Moderately ♩ = 108

Chord diagrams for the first system: C5 (x02333), Ab5 (x02333), Eb5 (x02333), Bb/D (x02333). The piano accompaniment is in 4/4 time, starting with a mezzo-forte (mf) dynamic. The guitar part consists of whole notes corresponding to the chords.

(with pedal)

Chord diagrams for the second system: Cm (x02333), Ab (x02333), Eb (x02333), Bb5 (x02333). The piano accompaniment continues with chords and some melodic movement in the right hand.

Verse 1:

Chord diagrams for Verse 1: C5 (x02333), Ab5 (x02333), Eb5 (x02333), Bb/D (x02333). The guitar part includes the lyrics: "1. I've been... be - liev - ing... in some - thing... so dis - tant, as". The piano accompaniment provides harmonic support for the vocal line.

*Original recording, Guitar tuned "Drop D" and down 1 whole step.

Chord diagrams: Cm (3), Ab (5), Eb, Bb5

if I _____ was hu - man, _____ and

The first system of the musical score consists of a vocal line and a piano accompaniment. The vocal line is in a key signature of two flats (Bb) and a 4/4 time signature. It features a melody with eighth and quarter notes, and rests. The lyrics are "if I _____ was hu - man, _____ and". The piano accompaniment is in the same key and time, with a bass line of quarter notes and a treble line of chords. Chord diagrams for Cm (3), Ab (5), Eb, and Bb5 are shown above the vocal line.

Chord diagrams: C5 (3), Ab5 (6), Eb5 (6), Bb/D

I've been _____ de - ny - ing _____ this feel - ing _____ of hope - less - ness _____

The second system of the musical score continues the vocal line and piano accompaniment. The vocal line has lyrics "I've been _____ de - ny - ing _____ this feel - ing _____ of hope - less - ness _____". The piano accompaniment continues with chords and a bass line. Chord diagrams for C5 (3), Ab5 (6), Eb5 (6), and Bb/D are shown above the vocal line.

Chord diagrams: Cm (3), Ab (5), Eb (6), Bb5

_____ in me, _____ in me. _____

The third system of the musical score continues the vocal line and piano accompaniment. The vocal line has lyrics "_____ in me, _____ in me. _____". The piano accompaniment continues with chords and a bass line. Chord diagrams for Cm (3), Ab (5), Eb (6), and Bb5 are shown above the vocal line.

Chord diagrams: Fm7, Ab (5), Cm (3), Bb

The fourth system of the musical score shows the piano accompaniment for the final four measures. The bass line consists of quarter notes, and the treble line consists of chords. Chord diagrams for Fm7, Ab (5), Cm (3), and Bb are shown above the system.

Fm7 Ab Cm Bb

All the prom - is - es I made, just to let you down.

Fm7 Ab Eb C C7

You be - lieved in me, but I'm bro - ken.

Chorus:

Db Ab Eb Ebsus Eb

I have noth - ing left, and all

Db Ab Cm C C7

I feel is this cruel want - ing.

Db 4 Ab 5 Eb 6 Db 4

We've been fall - ing for all this time, and now

Fm Ab 5 Cm 3 Ab 5

I'm lost in par - a - dise

Eb 6 Bb Cm 3

Ab 5 Eb 6 Bb

Verse 2:



2. As much_ as I'd like_ the past_ not to ex -



ist, it still does.



as much_ as I'd like_ to feel like_ I be - long_ here, I'm



just as_ scared as_ you.

Chorus:

Db Ab Eb Ebsus Eb2 Eb

So I have noth-ing left. } ooh, and all_

So I have noth-ing left, }

Db Ab Cm C C7

I feel is this cruel want - ing.

Db Ab Eb Ebsus

We've been fall - ing for all this time, _

D: Fm Ab

and now I'm lost in par - a - dise. _

To Coda ⊕

Bridge:

Chord diagrams: Eb, Ebmaj7, Eb, Db, Eb/Db, Db, Eb/Db

Oh.

Chord diagrams: Fm, Db

Run (Bkgrd.) Oh. a - way. Run Oh. a - way.

Chord diagrams: Fm, Eb, Bbm

One day we won't feel this pain an - y - more.

Chord diagrams: Db, Eb, Fm

Take it all Oh. a - way.

Chord diagrams: Db (x4), Eb/Db (x4), D \flat (x4), Fm (x4), Eb/F (x4)

Shad - ows of you, 'cause they won't

Chord diagrams: Eb7 (x6), Ab/Eb (x4), Bbm (x4), Ab/B \flat (x4), Bbm (x4)

let me go.

D.S. ‰ al Coda

Θ Coda

Chord diagram: E \flat 7 (x6)

A - lone,

rit.

Freely

Chord diagrams: Db (x4), Ab (x5), Cm (x3)

and lost in par - a - dise.

SICK

Music by EVANESCENCE and WILLIAM B. HUNT
Lyrics by AMY LEE

Gtr. tuned "Drop D":
⑥ = D

Moderately ♩ = 80

D5



Verse 1:

D5



F5



C5



D5



Tak-en all that you want -

F5



C5



ed; now there's noth - ing that can change the way I feel.

G5



Bb5



D5



F5



Hold on, lit - tle girl;

G5



Bb5



F



the end is soon to come.

cresc.

Chorus:

Dm **Bb** **Am**

Sick of it all, sick of it all; we will not fol - low.

Dm **F**

Sick of it all, sick of it all; they don't un - der - stand

Dm **Bb** **Am**

sick we are, sick we are of this bot - tom - less

Dm **F**

To Coda Coda symbol

pit of lies be - hind closed eyes.

D5



Verse 2:

2. O - ceans be - tween_

mf

decresc.

F5



C5



us, and there's noth - ing that_ can change_ the way_ I feel_

D5



I can still taste_ the poi -





F5



C5






son of ev - 'ry thought, ev - 'ry breath_ I wast - ed here_

G5  Bb5  D5  F5 

Hold on, lit - tle girl;

D.S. al Coda

G5  Bb5  F 

the end is soon to come

cresc.

⊕ Coda

Bridge:

F 

Am 

F 

F/E 

hind closed eyes. Some - day you'll know


Dm 

F/A 

Bb 



F/E 

the pain. Some - day I will break through.


Dm  F 



And noth - ing you tell
And noth - ing, ah,




A  Dm 




your - self will save us from the truth.
save us from the truth.




Bb  *Chorus:* 
N.C.

Scream - ing out: Sick of it all, sick of it all; we will



Bb  Am  N.C. 

not fol - low. Sick of it all, sick of it all; they don't



F N.C. Dm

un - der - stand how sick we are, sick we are of this

Bb Am Dm

bot - tom - less pit of lies

F D5

hind closed eyes.

rit.

END OF THE DREAM

Music by EVANESCENCE and WILLIAM B. HUNT

Lyrics by AMY LEE

* Gtr. tuned "Drop D":

⑥ = D

Moderately ♩ = 96

N.C.

Verse 1:

Bb5



*Original recording, Guitar tuned "Drop D" and down 2 whole steps.

ber why I know this place.

(8va)

I found a bird closing her eyes.

one last time, and I won-



8va

der if she dreamed like me. Well,


(8va)



cresc.

♩ Chorus:


 Gb5
  F5
  Bb5





as much as it hurts, ain't it won - der - ful to feel?




 Gb5
  F5






Ah, so go on and break your




 Bbm
  Db
  F
  Gb

wings. fol - low your heart



 Ebm
  Ab
  Bbm
  Db
  F

'til it bleeds, as we run





To Coda $\text{\textcircled{C}}$ Ebm



t'wards the end of the dream...



8va

dim.

Verse 2:



2. I'm not a - fraid; I

mf

N.C.



pushed through the pain. And I'm on fire; I re - mem -

8va

D.S. % al Coda

ber how_ to_ breathe_ a - gain._

(8va) *cresc.*

⊕ Coda Ebm



of_ the dream.

Why must_ we fall_ a - part_



to un - der - stand_ how to_ fly?_

I will find a way, e -

ven with - out wings.

Fol - low your heart 'til it bleeds,

as we run t'wards the end of the dream.

Bbm D \flat F G \flat

Fol - low your heart.

Detailed description: This system contains the first two lines of music. The top line is a vocal melody in a key with three flats (B-flat major/D-flat minor). It starts with a whole note chord, followed by a half note, and then a series of quarter notes. A slur covers the first two notes. The lyrics 'Fol - low your heart.' are written below the notes. The second line is a piano accompaniment consisting of two staves. The right hand plays chords and moving lines, while the left hand plays a steady bass line with eighth notes. Above the first two measures, four guitar chord diagrams are shown: Bbm (x222000), D \flat (x222444), F (x332333), and G \flat (x222000).

Ebm A \flat Bbm D \flat F

'til it bleeds, and we've gone.

Detailed description: This system contains the third and fourth lines of music. The top line continues the vocal melody with lyrics ''til it bleeds, and we've gone.'. A slur covers the first two notes of the phrase. The piano accompaniment continues with similar patterns. Above the first two measures, five guitar chord diagrams are shown: Ebm (x222666), A \flat (x222555), Bbm (x222000), D \flat (x222444), and F (x332333).

G \flat Ebm B \flat 5

to the end of the dream.

Detailed description: This system contains the fifth and sixth lines of music. The top line continues the vocal melody with lyrics 'to the end of the dream.'. A slur covers the first two notes. The piano accompaniment continues. Above the first two measures, three guitar chord diagrams are shown: G \flat (x222000), Ebm (x222666), and B \flat 5 (x222000). The piano accompaniment features a '8va' marking above the right hand in the final measure, indicating an octave shift.

(8va)

(echo fade)

Detailed description: This system contains the seventh and eighth lines of music. The top line shows a sustained chord with a '8va' marking above it. The piano accompaniment continues with a steady bass line. The system concludes with a double bar line and the instruction '(echo fade)' written in the right hand.

OCEANS

Music by EVANESCENCE
Lyrics by AMY LEE

* Gtr. tuned "Drop D":

⑥ = D

Moderate rock ♩ = 104

N.C.

1. Don't want to

mf

Detailed description: This system contains the first musical notation. It features a vocal line in treble clef and piano accompaniment in grand staff (treble and bass clefs). The key signature has one sharp (F#) and the time signature is 4/4. The vocal line begins with a rest followed by the lyrics "1. Don't want to". The piano accompaniment starts with a mezzo-forte (*mf*) dynamic and consists of chords and single notes.

Verse 1:

be the one___ to walk___ a - way, but I can't bear the thought_ of one_

Detailed description: This system contains the second musical notation. It features a vocal line in treble clef and piano accompaniment in grand staff. The vocal line continues with the lyrics "be the one___ to walk___ a - way, but I can't bear the thought_ of one_". The piano accompaniment continues with chords and single notes.

___ more day. I think I fi - n'ly un - der - stand___ what it means_ to be lost._

Detailed description: This system contains the third musical notation. It features a vocal line in treble clef and piano accompaniment in grand staff. The vocal line continues with the lyrics "___ more day. I think I fi - n'ly un - der - stand___ what it means_ to be lost._". The piano accompaniment continues with chords and single notes.

*Original recording, Guitar tuned "Drop D" and down 1 1/2 steps.

Em

Can't find the road to lead us out

C2 D5 Em C2 D5

of this, a mil-lion miles from where we burned the bridge. Can't keep pre-

Em C2 D5 E

tend - ing ev - 'ry - thing's gon - na be al - right

C2 D5 Em B+

with the whole world fall - ing a - round me.

Chorus:



(Ahh, _____) Cross the o - ceans in my mind..

(Bass in cue notes)



ahh, _____ find the strength to say good - bye..



ahh, _____) In the end, you nev - er can..

B



E5



wash the blood from your hands.




Verse 2:



2. Fall - en so far from where we were



be - fore, you'll nev - er find what you've been search - ing for. Some-thing to

Em C2 D5 E

fill the void_ and make_ up for all_ of those miss - ing_ piec -

C2 D5 Em B+

es of you, like I_ could on - ly_ dream_ to do_

Chorus:

E5 C5

(Ahh, Cross the o - ceans in_ my_ mind,

E5 A5 C5 B5

ahh, find the strength_ to say_ good - bye._

E5  C5 

ahh... Ev - 'ry - thing... that we... be - lieved...



B  E5 

in... was a... lie... Ahh...



C5  E5 

Cross the o - ceans in... your... mind... ahh...



A5  C5  B5  E5 

find a way... to blur... the line... ahh...





To Coda \oplus

In the end, you nev - er can wash the blood from your hands.

Bridge:



Oh, we nev -



er learn, so we fall down a - gain.



Heav - en, help me find a way to

dream with - in this night - mare.

This system contains a vocal line and piano accompaniment. The vocal line is in a treble clef with a key signature of one sharp (F#) and a 4/4 time signature. The lyrics are "dream with - in this night - mare." The piano accompaniment consists of a right hand with chords and a left hand with a rhythmic pattern of eighth notes.

D.S. $\text{\textcircled{S}}$ al Coda

N.C.

This system features piano accompaniment. The right hand has a melodic line with slurs and accents, while the left hand provides a harmonic accompaniment with chords and moving lines.

$\text{\textcircled{C}}$ Coda

N.C.

from your hands.

This system features a vocal line and piano accompaniment. The vocal line has the lyrics "from your hands." The piano accompaniment continues with chords and moving lines.

mp

This system features piano accompaniment. The right hand has a melodic line with slurs and accents, while the left hand provides a harmonic accompaniment with chords and moving lines. The dynamic marking *mp* is present.

NEVER GO BACK

Music by EVANESCENCE
Lyrics by AMY LEE

* Gtr. tuned "Drop D":
⑥ = D

Moderately bright rock ♩ = 120



*Original recording, Guitar tuned "Drop D" and down 1 whole step.

Verse:

1. Ev - 'ry - thing is so dark and I know
2. I won't give up on you, I can feel

there's some - thing wrong, but I
you in my heart, just show me the way.



can't turn the light on.
I don't be - long here



2nd time tacet

a - lone.

In that split - sec - ond change, when you knew
I can still see your face where it's burned.

we could - n't hold on, I re - ai - zed
in - to my mind. I die ev - 'ry time

Ab
x x x 5

I I close my live to love you.
I close my mind. you're al - ways

*

C5
x x x 3

there.

*Harmony 2nd time only.

Chorus:



Save your - self, don't look back, tear-ing us a - part un - til it's all



gone. The on - ly world

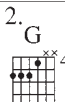

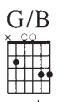


I've ev - er known sleeps be - neath the waves, but


1.






I re - mem - ber.


2.   



I'm the one who's drown - ing. With - out




  

your love I am lost and I can nev -



er go back home.



Bridge:





Fm



A \flat



Gm



Cm



The first system of the score features a vocal line on a single treble clef staff and a piano accompaniment on grand staff (treble and bass clefs). The key signature has two flats (B-flat and E-flat). The piano accompaniment consists of a steady eighth-note melody in the right hand and a bass line in the left hand. The vocal line is mostly rests in this system.

All a - cross_ the o - cean_ we are call-

The second system continues the piano accompaniment and introduces the vocal line. The vocal line has a melodic line with a long note on 'ocean' and a short note on 'we are call-'. The piano accompaniment continues with the same eighth-note pattern.

Fm



A \flat



Gm



Cm



ing_ call - ing_

The third system continues the piano accompaniment and the vocal line. The vocal line has a melodic line with a long note on 'call' and a short note on 'ing'. The piano accompaniment continues with the same eighth-note pattern.

Interlude:

Fm



A \flat



C



Ah_

The fourth system is an interlude. The vocal line has a long note on 'Ah'. The piano accompaniment continues with the same eighth-note pattern. The key signature changes to one flat (B-flat) for the final part of the interlude.

Fm Ab C

ah, are you there?

Ab Fm G/B




Noth - ing left for me 'til I find you be - cause it's

Chorus:
C5 G/B Ab


all gone. The on - ly world




G C5 G/B Eb

I've ev - er known sleeps be - neath the waves, but


G  C5  G/B 



I'm the one who's drown ing. With - out



A \flat  G  Fm 


your love I am lost and I can nev -






B \flat  Cm  Gm 


er go back, no, I, I can nev -

rit.



A \flat  G7  C5 

er go back home.



SWIMMING HOME

Music by EVANESCENCE and WILLIAM B. HUNT
 Lyrics by AMY LEE

Gtr. tuned down 1/2 step:

- ⑥ = E♭ ③ = G♭
- ⑤ = A♭ ② = B♭
- ④ = D♭ ① = E♭

Moderately slow ♩ = 72

Guitar → D



G



A



D



G



A



Piano → D♭

G♭

A♭

D♭

G♭

A♭

The first system of the score consists of three staves. The top staff is for guitar, showing a whole rest in the first measure, followed by chords G♭, A♭, D♭, G♭, and A♭ in the subsequent measures. The middle staff is for piano, starting with a mezzo-piano (mp) dynamic. The bottom staff is the bass line, featuring a series of whole notes: D♭, G♭, D♭, G♭, and A♭.

D



D♭

G



G♭

A



A♭

D



D♭

The second system of the score continues the musical notation. The vocal line (top staff) has lyrics: "Way down, _____ I've been way _____ down, _____". The piano accompaniment continues with the same harmonic structure as the first system.

G



G♭

A



A♭

D






D♭

Bm7









B♭m7

The third system of the score continues the musical notation. The vocal line (top staff) has lyrics: "un - der - neath _____ this skin, _____ wait - ing to _____". The piano accompaniment continues with the same harmonic structure as the previous systems.











— hear my — name a — gain. — I'm sor — ry, —















noth - ing can hold — me. I a - dore —










— you still, — but I hear them call - ing,



and noth - ing can hold — me. —



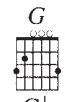
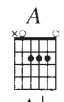
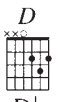

 **D**
 **G**
 **A**
 **D**

Db Gb Ab Db

Way down, _____ all the way _____ down _____

(Do you real-ly want me? _____ Do you real-ly want me? _____)





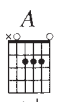
 **G**
 **A**
 **D**
 **Bm7**

Gb Ab Db Bbm7

I will hear _____ your cries, _____ but I'll no _____

Do you real-ly want me? _____








 **G**
 **A**

Gb Ab






lon - ger _____ un - der - stand. _____ I'm

No one's real - ly loved me. _____)



 *D*
D^b
 *G*
G^b
 *A*
A^b
 *D*
D^b






sor - ry, noth - ing can hold me.

 *G*
G^b
 *A*
A^b
 *D*
D^b
 *G*
G^b
 *A*
A^b






I a - dore you still, but I hear them call -

 *Bm7*
B^bm7
 *A*
A^b
 *G*
G^b
 *D*
D^b
 *D+*
D^b+


ing. I was look - ing to the

 *D*
D^b
 *D+*
D^b+
 *Gm*
G^bm
 *D*
D^b
 *D+*
D^b+

sky, when I knew I'd be swim - ming home. And

    
 D_b D_b⁺ D_b D_b⁺ G_bm





I can-not be-tray my kind, they are here, it's my time.




   
 A_b D_b G_b A_b







I'm sor-ry, noth-ing can hold



   
 D_b G_b A_b D_b

me. I a-dore you still,



     
 G_b A_b B_bm7 A_b G_b A_b

but I hear them call-ing, call-ing, and noth-ing can hold me.

